LEADERMAC

**LEADERMAC**
MACHINERY CO., LTD.
No. 20, Lane 662, Sec 1, Sha-Tien Rd.,
Tadu Hsiang, Taichung Hsien, Taiwan.
TEL: +886-4-2693-7599
FAX: +886-4-2693-7588 / 2693-7589
http://www.leadermac.com
e-mail: lmcemail@ms24.hinet.net
sales@leadermac.com
info@leadermac.com

CE TÜV certified ISO-9001 TÜV certified TÜV CERT

**Smartmac** series LMC 2009
**Platinum** series LMC 2009

# **Smartmac** series

# **Platinum** series

HANDL

Vorsprung in Holz.Kunststoff.Aluminium.

LEADERMAC

The New Smartmac Series is a Serious Production Moulder

# Leadership Through Performance and Reliability

**Side Pressure Wheels for Third Spindle**
Provides positive feed effect for short and narrow stock.

**Universal Spindle**
The universal spindle can be operated horizontally, vertically or at any angle in between. Powered universal spindle horizontal elevation provides quick set-ups.

## **Smartmac** series

### It's a Powerful, Precise, Efficient and Economical Unit in One Small Package.

- Faster feed speeds of up to 24 meters a minute are standard.
- Adjustment of each spindle can be easily performed using the front adjustment level.
- The full safety enclosure serves as a chip guard and helps to reduce noise.
- Pneumatic pressure of the feed rollers can be easily set to provide an outstanding feeding effect.
- Table surface is hard-chrome plated for maximum wear resistance.
- One-piece, cast iron machine frame is specially heat treated for maximum stability and rigidity by standard configuration.
- All lubrication points located at front of machine.
- Central lubrication system.
- Increased horsepower available. (optional)
- Programmable controller for convenient thickness of cut settings. (optional)

# Integrating Many Fine Features You've Come to Expect

**Platinum** series

## 4-SIDE MOULDER

### OUTSTANDING FEATURES:

- Feed speeds of up to 30 metres a minute are standard.
- Adjustment of each spindle can be easily performed using the front adjustment control.
- The full safety enclosure serves as a chip guard and helps to reduce noise.
- Each spindle is driven by an individual motor for powerful machining and easy control.
- Pneumatic pressure of the feed rollers can be easily set to provide an outstanding feeding effect.
- Table surface is hard-chrome plated for maximum wear resistance as standard.
- All manually adjusted rotating parts are housed in dry bearings for oil-free lubrication.
- One-piece, cast iron machine frame is specially heat treated for maximum stability and rigidity as standard.

**Extremely Short Feeding Capability**
The unit can feed stock as short as 350 mm. The cutting heads are specially designed so that there is a uniquely short distance between them. This results in a superior moulding finish.
6,000 RPM high speed spindle inverter controlled feeding motor with LED display. Feeding speed up to 30 m/min.

**Accurate Pressure Display**
The pressure on front and rear pressure plate for the top spindle is accurately displayed by the digital meter. This increases cutting stability.

**Liftable Auxiliary Feed Roller**
The mechanism provides added smoothness for short workpiece feeding. The auxiliary feed rollers are power driven for effortless feeding effect, and are liftable for convenient cutter change or setup.

**Short Stock Feeder**
This device permits the feeding of short stocks with a minimum length of 8". The short stock feeder is driven by a gear drive unit for a powerful and smooth effect.

**Powered Infeed Bottom Roller**
The smooth initial feeding of the stock is achieved by means of the independently powered infeed rollers.

# A Wide Range of Spindle Configurations

(Other configurations available on request)

## **Smartmac** series

| STANDARD EQUIPMENT: | LMC-423 | LMC-523 |
|---|---|---|
| Working width (at a tool cutting circle of 140mm) | 20-230mm (0.78"-9.1") | 20-230mm (0.78"-9.1") |
| Working height (at a tool cutting circle of 163mm) | 10-125mm (0.39"-4.9") | 10-125mm (0.39"-4.9") |
| Number of spindles, min-max | 4 | 5 |
| Basic motor capacity per spindle | 7.5KW / 10HP | 7.5KW / 10HP |
| Spindle speed | 6000 RPM | 6000 RPM |
| Spindle diameter | 40mm (1.6") | 40mm (1.6") |
| Tool cutting circle, first bottom spindle, min-max | 125-160mm (4.9"-6.3") | 125-160mm (4.9"-6.3") |
| Tool cutting circle, vertical spindles, left, min-max | 125-180mm (4.9"-7.1") | 125-180mm (4.9"-7.1") |
| Tool cutting circle, vertical spindles, right, min-max | 125-180mm (4.9"-7.1") | 125-180mm (4.9"-7.1") |
| Tool cutting circle, horizontal spindles, top, min-max | 125-200mm (4.9"-8") | 125-200mm (4.9"-8") |
| Tool cutting circle, horizontal spindles, bottom, min-max | 125-200mm (4.9"-8") | 125-200mm (4.9"-8") |
| Feed motor | 3KW / 4HP | 3KW / 4HP |
| Feed speed, infinitely variable by frequency driven motor | 6-24m/min (19.5-78fpm) | 6-24m/min (19.5-78fpm) |
| Feed roller diameter | 140mm (5.5") | 140mm (5.5") |
| Feed roller width | 2 x 50mm (2") | 2 x 50mm (2") |
| Pneumatic pressure for feed rollers, max | 87psi (6 bar) | 87psi (6 bar) |
| Adjustment range for infeed table and edge-jointing fence | 10mm (0.4") | 10mm (0.4") |
| Adjustment range of vertical spindles (axial) | 20mm (0.79") | 20mm (0.79") |
| Adjustment range of horizontal spindles (axial) | 20mm (0.79") | 20mm (0.79") |
| Length of the straightening table | 2M (78.7") | 2M (78.7") |
| Diameter of dust hood for vertical spindle | Ø125mm (5") | Ø125mm (5") |
| Diameter of dust hood for horizontal spindle | Ø125mm (5") | Ø125mm (5") |
| Mechanical digital readouts for the pressure shoes & hold-down unit | ○ | ○ |
| Full sound and safety enclosure | ○ | ○ |
| Motorized vertical adjustment of feed | ○ | ○ |
| Lateral pressure roller opposite first right spindle | ○ | ○ |
| Chainless cardan feed system | ○ | ○ |

○ Standard

**OPTIONAL EQUIPMENT:**

- Program system provides faster setting
- Setting and measuring devices
- Increased horsepower
- CE specifications
- Universal spindle, tool cutting circle min 100mm, max 200mm
- Auto-timber lubrication for feeding table

LMC-423
4-SPINDLE

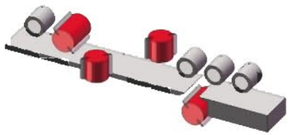

LMC-523
5-SPINDLE

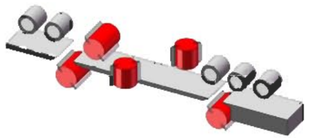

LMC-523 with universol spindle
5-SPINDLE

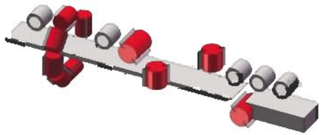

## **Platinum** series

| STANDARD EQUIPMENT: | LMC-523 | LMC-623 | LMC-723 |
|---|---|---|---|
| Working width (at a tool cutting circle of 140mm) | 20-230mm (0.78"-9.1") | 20-230mm (0.78"-9.1") | 20-230mm (0.78"-9.1") |
| Working height (at a tool cutting circle of 163mm) | 10-150mm (0.39"-6") | 10-150mm (0.39"-6") | 10-150mm (0.39"-6") |
| Number of spindles, min-max | 5 | 5 | 5 |
| Basic motor capacity per spindle | 4KW / 10HP | 4KW / 10HP | 4KW / 10HP |
| Basic motor capacity of feed | 2.2KW / 5HP | 2.2KW / 5HP | 2.2KW / 5HP |
| Spindle speed | 6000 RPM | 6000 RPM | 6000 RPM |
| Spindle diameter | 40mm (1.6") | 40mm (1.6") | 40mm (1.6") |
| Tool cutting circle, first bottom spindle, min-max | 125-180mm (4.9"-7.1") | 125-180mm (4.9"-7.1") | 125-180mm (4.9"-7.1") |
| Tool cutting circle, vertical spindles, left, min-max | 125-200mm (4.9"-7.9") | 125-200mm (4.9"-7.9") | 125-200mm (4.9"-7.9") |
| Tool cutting circle, vertical spindles, right, min-max | 125-200mm (4.9"-7.9") | 125-200mm (4.9"-7.9") | 125-200mm (4.9"-7.9") |
| Tool cutting circle, horizontal spindles, top, min-max | 125-200mm (4.9"-7.9") | 125-200mm (4.9"-7.9") | 125-200mm (4.9"-7.9") |
| Tool cutting circle, horizontal spindles, bottom, min-max | 125-200mm (4.9"-7.9") | 125-200mm (4.9"-7.9") | 125-200mm (4.9"-7.9") |
| Feed speed, infinitely variable by frequency driven motor | 6-30 m/min (19.5-97.5 fpm) | 6-30 m/min (19.5-97.5 fpm) | 6-30 m/min (19.5-97.5 fpm) |
| Feed roller diameter | 140mm (5.5") | 140mm (5.5") | 140mm (5.5") |
| Feed roller width | 2 x 50mm (2") | 2 x 50mm (2") | 2 x 50mm (2") |
| Pneumatic pressure for feed rollers, max | 87psi (6 bar) | 87psi (6 bar) | 87psi (6 bar) |
| Adjustment range for infeed table and Edge-jointing fence | 10mm (0.4") | 10mm (0.4") | 10mm (0.4") |
| Adjustment range of vertical spindles (axial) | 40mm (1.58") | 40mm (1.58") | 40mm (1.58") |
| Adjustment range of horizontal spindles (axial) | 20mm (0.79") | 20mm (0.79") | 20mm (0.79") |
| Length of the straightening table | 2M (78.7") | 2M (78.7") | 2M (78.7") |
| Diameter of dust hood for vertical spindle | Ø125mm (5") | Ø125mm (5") | Ø125mm (5") |
| Diameter of dust hood for horizontal spindle | Ø125mm (5") | Ø125mm (5") | Ø125mm (5") |
| Mechanical digital readouts for the pressure shoes & hold-down unit | ○ | ○ | ○ |
| Full sound and safety enclosure | ○ | ○ | ○ |
| Motorized vertical adjustment of feed | ○ | ○ | ○ |
| Lateral pressure roller opposite first right spindle | ○ | ○ | ○ |
| Chainless cardan feed system | ○ | ○ | ○ |
| Central location of all lubrication points at the front of the machine | ○ | ○ | ○ |

○ Standard

**OPTIONAL EQUIPMENT:**

- CE specifications
- Motor increase available
- Groove guide for short, twisted and untrimmed workpieces
- Spindle speed 7,200 RPM

LMC-423
6-SPINDLE

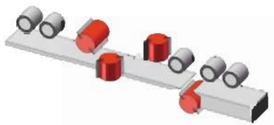

LMC-523
7-SPINDLE

LMC-523 with universol spindle
5-SPINDLE



LMC-623
8-SPINDLE

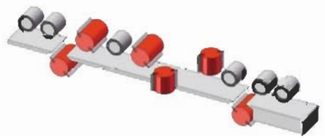

LMC-723
9-SPINDLE



LMC-823
9-SPINDLE